

Swim England South East

Swim England Artistic Swimming South East Region Age

Group Figure & Routine Competition

7 February 2026

Haslemere Leisure Centre GU27 2QT

12&U FIGURES

Fig 1 Straight Ballet Leg	1.6
Fig 2 Barracuda	1.8
Fig 3 Kip	1.6
Fig 4 Swanita Spinning 180	1.9
	6.9

Refere Steve Fuller

	fig1	fig2	fig3	fig 4
AR	Shelagh Zimmer	Margaret Woolley	Shelagh Zimmer	Margaret Woolley
1	Patricia Coleman	Jo Paterson-Neild	Patricia Coleman	Jo Paterson-Neild
2	Elena Babintseva	Jo Quinn	Elena Babintseva	Jo Quinn
3	Elodie Duret	Alison Hook	Elodie Duret	Alison Hook
4	Mel Stanning	Claire Burnett	Mel Stanning	Claire Burnett
5	Geri Arigoni	Wendy Wong	Geri Arigoni	Wendy Wong


Rank	Start	Name	Club	ID	YoB	fig 1	fig 2	fig 3	fig 4	pt	score	pens	result
9-10yrs													
1	2	Alana Wong	Rushmoor Artistic Swimming Club	1653981	2016	7.4667	8.8800	8.2133	10.2600	34.8200	50.4638	-	50.4638
2	4	May Taylor	Rushmoor Artistic Swimming Club	1735424	2017	8.1067	10.0800	6.7733	9.3733	34.3333	49.7584	-	49.7584
3	1	Emma Jibb	Rushmoor Artistic Swimming Club	1699769	2016	6.6133	9.3600	7.9467	10.0700	33.9900	49.2609	-	49.2609
4	5	Millie Peters	Rushmoor Artistic Swimming Club	1787236	2016	8.1600	9.4200	7.8933	7.7900	33.2633	48.2077	-	48.2077
5	3	Eliza Quincey	Rushmoor Artistic Swimming Club	1735434	2017	7.4667	10.0800	7.0400	6.0167	30.6034	44.3528	-	44.3528
6	6	Isla McCormick	Rushmoor Artistic Swimming Club	1787262	2017	6.8267	7.6800	5.7600	7.9167	28.1834	40.8455	-	40.8455
11-12yrs													
1	22	Fiona Mickias	Hythe Artistic	1735973	2015	9.6000	11.3400	9.7067	11.7800	42.4267	61.4880	-	61.4880
2	26	Belle Goss	Rushmoor Artistic Swimming Club	1637328	2014	9.3333	10.8600	10.1333	11.7167	42.0433	60.9323	-	60.9323
3	15	Olivia Magini	Reading Royals	1837409	2014	8.6933	11.7000	9.7600	11.4633	41.6166	60.3139	-	60.3139
4	19	Maisie Reid	Rushmoor Artistic Swimming Club	1674189	2015	9.0667	9.5400	9.1733	11.4000	39.1800	56.7826	-	56.7826
5	20	Aimee Crabtree	Portsmouth Victoria	1708161	2014	8.6933	10.1400	9.7600	10.4500	39.0433	56.5845	-	56.5845
6	27	Matilda Pegg-Smith	Aquaoaks Artistic Swimming Club	1645916	2014	9.5467	9.3000	8.5333	10.3867	37.7667	54.7343	-	54.7343
7	14	Ariana Owen Davila	Rushmoor Artistic Swimming Club	1707665	2014	8.2133	9.9000	9.2267	9.7533	37.0933	53.7584	-	53.7584
8	17	Rebecca Jibb	Rushmoor Artistic Swimming Club	1658014	2015	7.3600	9.9600	8.6400	10.3867	36.3467	52.6764	-	52.6764
9	18	Aoife Drennan	Aquaoaks Artistic Swimming Club	1669956	2014	8.2667	8.9400	8.2133	10.3867	35.8067	51.8938	-	51.8938
10	23	Jemima Brandon	Portsmouth Victoria	1708163	2014	8.9067	9.1200	7.9467	9.4367	35.4101	51.3190	-	51.3190
11	13	Maya Carion	Reading Royals	1741205	2014	8.4800	8.3400	8.3733	10.0067	35.2000	51.0145	-	51.0145
12	24	Pippa Rogers-Greenhalgh	Portsmouth Victoria	1677218	2015	6.7200	9.9000	8.2133	9.7533	34.5866	50.1255	-	50.1255
13	9	Madison McHendrie	Rushmoor Artistic Swimming Club	1787252	2015	8.2667	9.9000	6.4000	9.5633	34.1300	49.4638	-	49.4638
14	25	Ruby Quijada	Aquaoaks Artistic Swimming Club	1669929	2014	7.4133	9.6000	7.6800	9.3733	34.0666	49.3719	-	49.3719

Steve Fuller
7.2.26 14.15

Rank	Start	Name	Club	ID	YoB	fig 1	fig 2	fig 3	fig 4	pt	score	pens	result
15	21	Lily Harland	Rushmoor Artistic Swimming Club	1795393	2015	8.6400	8.5800	7.2000	9.5633	33.9833	49.2512	-	49.2512
16	11	Kylah McHendrie	Rushmoor Artistic Swimming Club	1787261	2015	6.8800	9.7200	7.4133	9.1833	33.1966	48.1110	-	48.1110
17	28	Amber Waite	Reading Royals	1773940	2015	7.4667	8.6400	8.4267	8.5500	33.0834	47.9470	-	47.9470
18	12	Isla Brett	Reading Royals	1773956	2014	6.5067	10.6200	8.4800	6.9667	32.5734	47.2078	-	47.2078
19	7	Lilly Humphries	Rushmoor Artistic Swimming Club	1795429	2015	6.8800	8.9400	8.3200	8.1067	32.2467	46.7343	-	46.7343
20	29	Hannah Hudson	Reading Royals	1773967	2015	7.3600	9.9000	6.9333	7.9167	32.1100	46.5362	-	46.5362
21	16	Aimee Wery	Reading Royals	1699745	2015	7.6800	7.9800	8.7467	7.5367	31.9434	46.2948	-	46.2948
22	10	Zara Leach	Reading Royals	1773961	2014	6.3467	9.2400	6.8267	8.7400	31.1534	45.1499	-	45.1499
23	8	Inayah Peleman-Humber	Rushmoor Artistic Swimming Club	1787239	2015	5.8133	8.8200	6.7200	7.0300	28.3833	41.1352	-	41.1352



7.2.26 14.15



Swim England South East

Swim England Artistic Swimming South East Region Age
Group Figure & Routine Competition
7 February 2026
Haslemere Leisure Centre GU27 2QT

YOUTH FIGURES

Fig 1 Flamingo Bent Knee Combined Spin 3t 3.1
Fig 2 Walkover Back Closing 360 2.4
Fig 3 Ipanema Spinning 180 3.1
Fig 4 London Continuous Spin 720 2.4
11.0

Refere Steve Fuller


	fig1	fig2	fig3	fig 4
AR	Shelagh Zimmer	Margaret Woolley	Shelagh Zimmer	Margaret Woolley
1	Mandy Fuller	Jo Paterson-Neild	Mandy Fuller	Jo Paterson-Neild
2	Elena Babintseva	Jo Quinn	Elena Babintseva	Jo Quinn
3	Elodie Duret	Alison Hook	Elodie Duret	Alison Hook
4	Mel Stanning	Claire Burnett	Mel Stanning	Claire Burnett
5	Geri Arigoni	Wendy Wong	Geri Arigoni	Wendy Wong

Rank	Start	Name	Club	ID	YoB	fig 1	fig 2	fig 3	fig 4	pt	score	pens	result
1	14	Renee Coleman	Rushmoor Artistic Swimming Club	1424257	2011	19.5300	17.2000	20.3567	15.8400	72.9267	66.2970	-	66.2970
2	21	Rie Bracewell	Reading Royals	1522242	2012	20.4600	15.0400	19.8400	14.9600	70.3000	63.9091	-	63.9091
3	28	Maddie Swandell	Rushmoor Artistic Swimming Club	1594676	2013	18.7033	16.4800	19.2200	14.9600	69.3633	63.0575	-	63.0575
4	42	Callum Wilding	Reading Royals	1652797	2010	19.7367	14.0800	20.5633	14.0800	68.4600	62.2364	-	62.2364
5	35	Lily Madgwick	Rushmoor Artistic Swimming Club	1594670	2013	18.0833	15.2000	16.8433	14.0800	64.2066	58.3696	-	58.3696
6	29	Jessica Midgley	Portsmouth Victoria	1470024	2011	17.6700	14.3200	18.3933	13.2800	63.6633	57.8757	-	57.8757
7	16	Imogen Hill	Portsmouth Victoria	1594675	2011	18.4967	14.8800	17.1533	13.0400	63.5700	57.7909	-	57.7909
8	41	Annabelle Denny	Aquaoaks Artistic Swimming Club	1629947	2012	17.7733	14.5600	17.6700	12.8800	62.8833	57.1666	-	57.1666
9	38	Jessica Lenn	Portsmouth Victoria	1693119	2012	17.3600	13.8400	17.7733	13.7600	62.7333	57.0303	-	57.0303
10	30	Hannah Cashin	Rushmoor Artistic Swimming Club	1674114	2012	18.4967	13.7600	18.6000	11.2000	62.0567	56.4152	-	56.4152
11	40	Charlotte Ryan	Aquaoaks Artistic Swimming Club	1629951	2012	17.4633	14.0000	17.3600	12.8800	61.7033	56.0939	-	56.0939
12	26	Tilly Smith	Portsmouth Victoria	1360979	2012	17.3600	14.4800	16.1200	13.4400	61.4000	55.8182	-	55.8182
13	31	Ilektra Masmanidi	Portsmouth Victoria	1638139	2012	18.1867	13.0400	17.6700	11.8400	60.7367	55.2152	-	55.2152
14	2	Sofia Gosden	Portsmouth Victoria	1506184	2012	17.2567	13.3600	17.1533	12.9600	60.7300	55.2091	-	55.2091
15	36	Romilly McQuillan	Reading Royals	1602996	2012	16.8433	14.4000	15.7067	13.7600	60.7100	55.1909	-	55.1909
16	20	Maya Trevisan	Reading Royals	1639089	2011	15.3967	14.4000	16.6367	13.6000	60.0334	54.5758	-	54.5758
17	39	Ava Lisi	Reading Royals	1699077	2012	17.6700	13.1200	16.2233	12.9600	59.9733	54.5212	-	54.5212
18	15	Emily Beynon	Reading Royals	1786277	2012	15.5000	14.5600	16.7400	12.5600	59.3600	53.9636	-	53.9636
19	33	Erin Beard	Aquaoaks Artistic Swimming Club	1645913	2013	16.0167	12.8800	16.1200	13.5200	58.5367	53.2152	-	53.2152
20	9	Alara Sapmaz	Hythe Artistic	1611012	2011	18.0833	12.5600	16.4300	11.4400	58.5133	53.1939	-	53.1939
21	3	Isabella Pearson	Hythe Artistic	1611011	2011	17.1533	12.3200	16.9467	12.0800	58.5000	53.1818	-	53.1818
22	18	Sophia Nicholls-Mair	Rushmoor Artistic Swimming Club	1658013	2012	14.7767	14.0000	16.3267	13.3600	58.4634	53.1485	-	53.1485
23	4	Zoe Cowlan	Rushmoor Artistic Swimming Club	1674130	2012	14.7767	14.2400	14.6733	12.8000	56.4900	51.3545	-	51.3545

Signature 7.2.26
16.10

Rank	Start	Name	Club	ID	YoB	fig 1	fig 2	fig 3	fig 4	pt	score	pens	result
24	8	Sarah Meszaros	Rushmoor Artistic Swimming Club	1637336	2013	14.9833	13.0400	16.1200	11.2000	55.3433	50.3121	-	50.3121
25	1	Eleanor Howell	Rushmoor Artistic Swimming Club	1674199	2013	16.1200	13.0400	14.7767	11.2000	55.1367	50.1243	-	50.1243
26	24	Hannah Goldsworth	Rushmoor Artistic Swimming Club	1674177	2013	16.1200	13.0400	13.5367	12.4000	55.0967	50.0879	-	50.0879
27	12	Annabel Miller	Portsmouth Victoria	1577569	2013	16.6367	11.7600	15.6033	10.8000	54.8000	49.8182	-	49.8182
28	13	Elodie Chaplin	Aquaoaks Artistic Swimming Club	1598512	2011	15.9133	12.5600	14.2600	12.0000	54.7333	49.7575	-	49.7575
29	32	Elsie Mae Saunders	Rushmoor Artistic Swimming Club	1674198	2012	15.0867	11.7600	14.9833	12.0800	53.9100	49.0091	-	49.0091
30	37	Liliana Varga-Cox	Reading Royals	1703505	2011	14.8800	12.8000	13.5367	12.3200	53.5367	48.6697	-	48.6697
31	5	Katie Bastajian	Rushmoor Artistic Swimming Club	1637330	2013	14.5700	10.6400	15.2933	12.4800	52.9833	48.1666	-	48.1666
32	10	Sophia Bastajian	Rushmoor Artistic Swimming Club	1637331	2013	14.3633	12.0800	15.8100	10.4000	52.6533	47.8666	-	47.8666
33	7	Sophia Nezhuvinal	Reading Royals	1636642	2013	14.3633	12.0000	14.8800	10.9600	52.2033	47.4575	-	47.4575
34	17	Lily Carter	Portsmouth Victoria	1797752	2011	14.4667	12.1600	15.2933	10.0000	51.9200	47.2000	-	47.2000
35	34	Emily Wallis	Rushmoor Artistic Swimming Club	1498619	2012	14.3633	11.4400	12.8133	12.7200	51.3366	46.6696	-	46.6696
36	22	Polly Shaw	Aquaoaks Artistic Swimming Club	1629949	2013	16.8433	13.2800	14.8800	-	45.0033	40.9121	-	40.9121
37	6	Veronica Babintseva Silva	Reading Royals	1585669	2011	13.7433	11.6800	16.2233	-	41.6466	37.8605	-	37.8605
38	25	Amber Williams	Portsmouth & District ASC	1646583	2012	12.9167	12.1600	12.2967	-	37.3734	33.9758	-	33.9758
39	11	Emily May Ewart-Smith	Rushmoor Artistic Swimming Club	1646059	2013	-	-	-	-	-	-	-	-
40	19	Megan Leahy	Rushmoor Artistic Swimming Club	1442527	2011	-	-	-	-	-	-	-	-
41	23	Imogen Williams	Rushmoor Artistic Swimming Club	1578178	2013	-	-	-	-	-	-	-	-
42	27	Maya Rejniak	Rushmoor Artistic Swimming Club	1577172	2013	-	-	-	-	-	-	-	-

S. Fuller
7.2.26
16.10



Swim England South East

**Swim England Artistic Swimming
South East Region
Age Group Figure & Routine Competition**

VENUE: Haslemere Leisure Centre GU27 2QT

12U Free Solo

Date: 46060


FINAL RESULTS

Referee Erica Moo

Elements	Judge 1	Shelagh Zimmer	Artistic impression	Judge 1	Mel Stanning	Difficulty technical controllers	DTC 1	Erica Moo
	Judge 2	Jo Quinn		Judge 2	Geri Arigoni		DTC 2	Louise Ross
	Judge 3	Elodie Duret		Judge 3	Jo Paterson-Neild		DTC 3	Alison Hook
	Judge 4	Wendy Wong		Judge 4	Margaret Woolley			
	Judge 5	Patricia Coleman		Judge 5	Steve Fuller			

Rank	Start	Club	ID	YOB	Name	RES	1	2	3	4	5	DD (BM)	Factoring	Pen (elements)	Calc	Pen (routine)	Routine score	
1	1	Hythe Artistic Swimming Cl	1735973	2015	Fiona Mickias	9<12												
						Impression												
						Chore+Music	4.50	4.75	5.25	5.50	5.25		1.4			21.3500		
						Performance	5.50	4.75	5.00	5.25	4.75		1.2			18.0000		
						Transitions	4.50	4.25	5.00	5.25	4.75		1.4			19.9500		
						Elements						8.50				12.8417		
						H	5.20	5.50	6.25	4.75	6.00	2.05	0.5	0		5.7058		
						H	4.90	5.20	6.25	5.50	5.50	1.70	0.5			4.5900		
						H	5.10	4.90	5.50	5.25	5.75	(0.5)	0.5			1.3208		
						H	4.90	4.80	4.75	5.00	6.50	(0.5)	0.5			1.2250		

Erica Moo
16:55



Swim England South East

Swim England Artistic Swimming South East Region Age Group Figure & Routine Competition

VENUE: Haslemere Leisure Centre GU27 2QT

Youth Free Solo

Date: 7 February 2026


FINAL RESULTS

Referee Erica Moo

Elements	Judge 1	Shelagh Zimmer	Artistic impression	Judge 1	Mel Stanning	Difficulty technical controllers	DTC 1	Erica Moo
	Judge 2	Jo Quinn		Judge 2	Geri Arigoni		DTC 2	Louise Ross
	Judge 3	Elodie Duret		Judge 3	Jo Paterson-Neild		DTC 3	Alison Hook
	Judge 4	Wendy Wong		Judge 4	Margaret Woolley			
	Judge 5	Patricia Coleman		Judge 5	Steve Fuller			

Rank	Start	Club	ID	YOB	Name	RES	1	2	3	4	5	DD (BM)	Factoring	Pen (elements)	Calc	Pen (routine)	Routine score	
1	1	Rushmoor	1424257	2011	Renee Coleman	13<15												
						Impression												
						Chore+Music	6.75	6.25	6.25	6.75	6.25		1.3			25.0250		
						Performance	6.75	6.75	6.00	6.50	6.50		1.3			25.6750		
						Transitions	6.50	6.50	5.75	6.25	6.25		2.1			39.9000		
						Elements						40.80			60.4538			
						H	5.50	6.25	8.75	5.50	6.50	(0.5)	0.3	0	0.9125			
						H	6.00	6.50	7.25	5.75	5.75	6.50	0.3		11.8625			
						H	5.75	7.25	7.00	5.75	6.50	8.25	0.3		15.8813			
						H	5.25	7.00	6.50	5.50	6.50	10.60	0.3		19.6100			
						H	5.50	7.25	6.75	6.00	6.75	6.25	0.3		12.1875			

Rank	Start	Club	ID	YOB	Name	RES	1	2	3	4	5	DD (BM)	Factoring	Pen (elements)	Calc	Pen (routine)	Routine score
2	3	Reading Royals	1522242	2012	Rie Bracewell	13<15											
						Impression									86.0500	0.0	110.4925
						Chore+Music	6.25	7.25	4.75	6.00	6.25		1.3		24.0500		
						Performance	5.50	7.00	5.00	6.00	5.50		1.3		22.1000		
						Transitions	6.25	6.75	5.00	6.25	6.50		2.1		39.9000		
						Elements						20.80			24.4425		
						H	5.75	6.50	8.75	5.75	6.75	(0.5)	0.3	0	0.9500		
						H	5.50	6.25	8.25	5.75	6.50	4.30	0.3		7.9550		
						H	5.25	6.50	8.00	5.75	6.25	3.65	0.3		6.7525		
						H	5.50	6.50	7.75	5.50	6.75	(0.5)	0.3		0.9375		
						H	5.50	6.25	8.25	6.00	6.00	4.30	0.3		7.8475		
3	4	Rushmoor	1674114	2012	Hannah Cashin	13<15											
						Impression									81.0750	0.0	105.7938
						Chore+Music	5.50	5.75	6.25	5.75	6.00		1.3		22.7500		
						Performance	5.50	5.75	6.00	5.50	5.75		1.3		22.1000		
						Transitions	6.00	5.50	6.00	5.50	5.75		2.1		36.2250		
						Elements						21.55			24.7188		
						H	5.00	5.75	6.75	5.50	6.25	6.50	0.3	0	11.3750		
						H	5.00	5.25	7.00	5.25	5.75	3.15	0.3		5.1188		
						H	5.00	6.00	6.50	5.75	5.75	3.70	0.3		6.4750		
						H	4.75	6.00	6.75	5.50	6.25	(0.5)	0.3		0.8875		
						H	5.00	5.75	6.25	6.00	5.50	(0.5)	0.3		0.8625		
4	2	Hythe Artistic Swimming Cl	1611012	2011	Alara Sapmaz	13<15											
						H	5.25	6.00	7.00	6.25	6.75	2.95	0.3	0	5.6050		
						Impression									78.7250	0.0	87.7675
						Chore+Music	5.75	5.50	5.50	5.50	6.00		1.3		21.7750		
						Performance	6.25	5.75	5.25	5.50	5.50		1.3		21.7750		
						Transitions	6.75	5.25	5.25	5.75	5.75		2.1		35.1750		
						Elements						12.50			9.0425		
						H	5.25	6.00	7.00	6.25	6.75	2.95	0.3	0	5.6050		
						H	5.00	5.75	6.25	5.50	6.50	(0.5)	0.3		0.8750		
						H	5.00	6.00	6.50	5.25	5.50	(0.5)	0.3		0.8375		
						H	5.00	5.50	6.75	5.50	5.75	(0.5)	0.3		0.8375		
						H	5.00	6.00	6.50	5.75	6.00	(0.5)	0.3		0.8875		



Swim England South East

Swim England Artistic Swimming South East Region Age Group Figure & Routine Competition

VENUE: Haslemere Leisure Centre GU27 2QT **12U Free Duet** Date: 7 February 2026

FINAL RESULTS


Referee Erica Moo

Elements	Judge 1	Shelagh Zimmer	Artistic impression	Judge 1	Mel Stanning	Difficulty technical controllers	DTC 1	Erica Moo
	Judge 2	Jo Quinn		Judge 2	Geri Arigoni		DTC 2	Louise Ross
	Judge 3	Elodie Duret		Judge 3	Jo Paterson-Neild		DTC 3	Alison Hook
	Judge 4	Wendy Wong		Judge 4	Margaret Woolley		Synchronisation technical controllers	STC 1
Judge 5	Patricia Coleman	Judge 5	Steve Fuller	STC 2	Di Hughes			
							STC 3	0

Rank	Start	Club	ID	YOB	Name	RES	1	2	3	4	5	DD (BM)	Factoring	Pen (synch/elements)	Calc	Pen (routine)	Routine score					
1	2	Rushmoor	1637328	2014	Belle Goss	9<12	Impression						8.35	1.2	4.20	56.1500	0.0	76.0821				
			1674189	2015	Maisie Reid	9<12		Chore+Music	6.50	5.50	5.75	5.50							5.25	20.1000		
							Performance	5.50	5.50	5.50	5.25	4.50	1	16.2500								
							Transitions	6.25	5.50	5.50	5.50	5.25	1.2	19.8000								
							Elements						8.35	1.6	0	6.3467						
							A	5.50	5.75	7.00	5.00	5.75					0.70	1.6	0	6.3467		
							H	5.25	5.50	6.00	5.50	6.25					(-0.50)	0.5	1.4167			
							H	4.75	4.75	5.25	4.75	6.00					2.15	0.5	5.2854			
							H	4.75	5.75	6.75	5.50	5.75					2.65	0.5	7.5083			
							H	5.25	5.50	4.75	5.75	6.25	1.30	0.5	3.5750							

Rank	Start	Club	ID	YOB	Name	RES	1	2	3	4	5	DD (BM)	Factoring	Pen (synch/elements)	Calc	Pen (routine)	Routine score	
2	3	Rushmoor	1735424	2017	May Taylor	9<12												
			1658014	2015	Rebecca Jibb	9<12												
						Impression												
						Chore+Music	4.75	4.25	5.00	4.75	4.50		1.2			45.2000	0.0	45.2000
						Performance	3.75	4.00	4.50	4.50	4.00		1			16.8000		
						Transitions	4.25	4.25	4.50	4.50	4.50		1.2			12.5000		
						Elements						8.40		10.45	0.0000			
						H	4.50	4.75	4.50	4.75	4.75	(-0.50)	0.5	0		1.1667		
						A	4.00	4.50	5.00	4.25	5.25	(-0.10)	1.6			0.7333		
						H	3.75	4.50	4.25	4.75	3.75	(-0.50)	0.5			1.0417		
						H	4.00	5.00	4.00	5.25	5.50	(-0.50)	0.5			1.1875		
						H	4.00	4.75	4.00	4.50	5.00	(-0.50)	0.5			1.1042		

Ernst
18.30



Swim England South East

**Swim England Artistic Swimming
South East Region
Age Group Figure & Routine Competition**

VENUE: Haslemere Leisure Centre GU27 2QT **Youth Free Duet** Date: 7 February 2026

FINAL RESULTS


Referee Erica Moo

Elements	Judge 1 Shelagh Zimmer Judge 2 Jo Quinn Judge 3 Elodie Duret Judge 4 Wendy Wong Judge 5 Patricia Coleman	Artistic impression	Judge 1 Mel Stanning Judge 2 Geri Arigoni Judge 3 Jo Paterson-Neild Judge 4 Margaret Woolley Judge 5 Steve Fuller	Difficulty technical controllers	DTC 1 Erica Moo DTC 2 Louise Ross DTC 3 Alison Hook	Synchronisation technical controllers	STC 1 Mandy Fuller STC 2 Di Hughes STC 3 0
-----------------	--	----------------------------	---	---	---	--	--

Rank	Start	Club	ID	YOB	Name	RES	1	2	3	4	5	DD (BM)	Factoring	Pen (synch/elements)	Calc	Pen (routine)	Routine score	
1	1	Rushmoor	1424257	2011	Renee Coleman	13<15												
			1674114	2012	Hannah Cashin	13<15												
					Impression													
					Chore+Music		6.75	6.25	5.50	6.50	6.75		1		19.5000			
					Performance		5.75	6.00	5.25	6.50	6.25		1		18.0000			
					Transitions		6.50	6.00	5.50	6.75	6.75		1.6		30.8000			
					Elements							25.70		4.35	34.8733			
					H		5.75	6.00	6.75	6.25	7.25	(-0.50)	0.2	0	0.6333			
					H		5.75	5.75	6.25	6.50	6.75	5.85	0.2		7.2150			
					A		6.25	5.75	8.00	6.25	7.50	2.10	1.3		18.2000			
					H		5.75	5.50	5.75	6.25	6.75	5.30	0.2		6.2717			
					H		5.50	6.00	7.25	6.50	6.50	(-0.50)	0.2		0.6333			
					H		5.00	6.00	6.50	6.50	6.75	4.95	0.2		6.2700			

Rank	Start	Club	ID	YOB	Name	RES	1	2	3	4	5	DD (BM)	Factoring	Pen (synch/elements)	Calc	Pen (routine)	Routine score		
2	4	Rushmoor	1594676	2013	Maddie Swandell	13<15	Impression									66.4500	1.0	71.0508	
			1594670	2013	Lily Madgwick	13<15	Chore+Music	6.25	6.50	5.00	6.50	6.25		1		19.0000			
							Performance	6.25	6.00	4.75	6.75	6.00		1		18.2500			
							Transitions	5.75	6.25	5.00	6.75	6.25		1.6		29.2000			
							Elements								25.70	7.00	5.6008		
							H	5.50	6.50	6.25	5.75	7.25	2.15	0.2	0	2.6517			
							H	6.00	6.75	7.00	6.25	6.50	5.85	0.2		7.6050			
							A	5.00	3.00	5.00	4.75	2.50	(-0.10)	1.3		0.5525			
							H	5.50	6.50	6.50	5.75	6.75	(-0.50)	0.2		0.6250			
							H	4.75	5.75	4.75	5.75	7.00	(-0.50)	0.2		0.5417			
							H	5.50	6.25	6.75	6.25	6.25	(-0.50)	0.2		0.6250			
3	5	Hythe Artistic Swimming Cl	1611012	2011	Alara Sapmaz	13<15	Impression									59.4000	0.0	66.8133	
			1611011	2011	Isabella Pearson	13<15	Chore+Music	6.75	5.25	4.75	5.50	5.75		1		16.5000			
							Performance	6.25	5.25	4.50	5.75	5.50		1		16.5000			
							Transitions	5.75	5.25	4.50	5.75	5.50		1.6		26.4000			
							Elements								12.90	8.15	7.4133		
							A	5.25	5.25	6.00	6.25	6.25	1.20	1.3	0	9.1000			
							H	5.25	5.00	7.25	6.00	6.00	2.95	0.2		3.3925			
							H	5.00	5.50	6.25	5.50	5.00	(-0.50)	0.2		0.5333			
							H	4.50	5.25	6.50	5.75	5.75	(-0.50)	0.2		0.5583			
							H	4.75	5.00	6.75	6.00	6.25	1.25	0.2		1.4375			
							H	4.50	5.00	6.25	5.75	5.50	(-0.50)	0.2		0.5417			
4	2	Aquaokas Artistic Swimming	1629947	2012	Annabelle Denny	13<15	Impression									62.2000	0.0	63.7217	
			1629951	2012	Charlotte Ryan	13<15	Chore+Music	7.25	5.50	5.75	5.75	6.00		1		17.5000			
							Performance	7.50	5.75	5.75	6.00	5.75		1		17.5000			
							Transitions	6.50	5.50	5.50	5.75	5.75		1.6		27.2000			
							Elements								22.40	2.00	1.5217		
							H	5.25	5.75	5.75	5.50	5.25	(-0.50)	0.2	0	0.5500			
							H	5.50	6.00	5.75	6.00	5.75	(-0.50)	0.2		0.5833			
							H	5.25	6.00	6.00	5.25	5.00	(-0.50)	0.2		0.5500			
							A	5.50	5.75	6.75	6.25	6.00	(-0.10)	1.3		0.7800			
							H	5.00	5.50	5.00	5.50	5.25	(-0.50)	0.2		0.5250			
							H	5.00	5.75	5.25	5.25	5.50	(-0.50)	0.2		0.5333			

[Handwritten signature]
18:40



Swim England South East

**Swim England Artistic Swimming
South East Region
Age Group Figure & Routine Competition**

VENUE: Haslemere Leisure Centre GU27 2QT **Youth Free Team** Date: 7 February 2026


FINAL RESULTS

Referee Erica Moo									
Elements	Judge 1	Shelagh Zimmer	Artistic impression	Judge 1	Mel Stanning	Difficulty technical controllers	DTC 1	Erica Moo	
	Judge 2	Jo Quinn		Judge 2	Geri Arigoni		DTC 2	Louise Ross	
	Judge 3	Elodie Duret		Judge 3	Jo Paterson-Neild		DTC 3	Alison Hook	
	Judge 4	Wendy Wong		Judge 4	Margaret Woolley	Synchronisation technical controllers	STC 1	Mandy Fuller	
	Judge 5	Patricia Coleman		Judge 5	Steve Fuller		STC 2	Di Hughes	
							STC 3	0	

Rank	Start	Club	ID	YOB	Name	RES	1	2	3	4	5	DD (BM)	Factoring	Pen (synch/elements)	Calc	Pen (routine)	Routine score		
1	2	Portsmouth Victoria	1506184	2012	Sofia Gosden	13<15										92.4000	0.5	99.7198	
			1693119	2012	Jessica Lenn	13<15	Impression												
			1638139	2012	Ilektra Masmanidi	13<15	Chore+Music	6.75	6.50	5.75	6.25	6.50			1.3			25.0250	
			1577569	2013	Annabel Miller	13<15	Performance	6.75	6.25	6.00	6.50	6.50			1.3			25.0250	
			1360979	2012	Tilly Smith	13<15	Transitions	6.50	6.50	5.75	6.25	6.75			2.2			42.3500	
			1594675	2011	Imogen Hill	13<15	Elements							12.08		5.35		7.8198	
			1470024	2011	Jessica Midgley	13<15	A	6.00	5.50	6.75	6.50	5.75	(-0.50)	0.5	0		1.5208		
							H	5.75	6.00	6.25	6.25	6.75	(-0.50)	0.2			0.6167		
							H	5.50	5.75	6.50	6.25	5.75	(-0.50)	0.2			0.5917		
							H	5.75	5.75	6.75	6.00	5.75	(-0.50)	0.2			0.5833		
				A	6.00	6.00	7.75	5.75	5.75	1.58	0.5			4.6594					
				A	5.75	5.25	5.75	5.25	6.50	1.45	0.5			4.0479					
				H	5.50	5.25	6.50	6.00	5.50	(-0.50)	0.2			0.5667					
				H	5.25	6.00	7.25	6.25	5.25	(-0.50)	0.2			0.5833					

Rank	Start	Club	ID	YOB	Name	RES	1	2	3	4	5	DD (BM)	Factoring	Pen (synch/elements)	Calc	Pen (routine)	Routine score		
2	4	Reading Royals	1699077	2012	Ava Lisi	13<15	Impression									79.4250	1.0	96.5023	
			1522242	2012	Rie Bracewell	13<15	Chore+Music	5.00	5.50	5.00	5.75	6.25		1.3		21.1250			
			1585669	2011	Veronica Babintseva Silva	13<15	Performance	5.25	5.25	5.00	6.25	6.00		1.3		21.4500			
			1652797	2010	Callum Wilding	13<16	Transitions	5.50	5.25	5.25	6.00	6.25		2.2		36.8500			
			1602996	2012	Romilly McQuillan	13<15	Elements							16.58		3.15	18.0773		
			1639089	2011	Maya Trevisan	13<15	A	6.00	5.25	7.00	5.75	5.50	1.70	0.5	0	4.8875			
			1636642	2013	Sophia Nezhuvungal	13<15	R H	5.75	5.75	7.25	6.00	5.75	2.60	0.2		3.0333			
							A	5.75	5.00	5.50	5.00	5.25	1.33	0.5		3.4781			
							H	5.75	5.75	6.50	5.75	4.50	(-0.50)	0.2		0.5750			
							H	5.50	5.00	6.75	6.00	5.50	2.35	0.2		2.6633			
				H	5.50	4.75	6.50	5.75	5.75	(-0.50)	0.2		0.5667						
				H	5.25	5.50	6.25	6.00	4.75	1.70	0.2		1.8983						
				A	6.00	5.50	6.25	5.00	4.25	1.50	0.5		4.1250						
3	1	Aquaoaks Artistic Swimming	1629947	2012	Annabelle Denny	13<15	Impression									77.3250	1.5	95.4358	
			1629951	2012	Charlotte Ryan	13<15	Chore+Music	6.25	5.75	4.75	5.25	5.75		1.3		21.7750			
			1598512	2011	Elodie Chaplin	13<15	Performance	6.75	5.50	4.75	5.50	5.50		1.3		21.4500			
			1645913	2013	Erin Beard	13<15	Transitions	4.75	5.50	4.75	5.25	5.75		2.2		34.1000			
			1629949	2013	Polly Shaw	13<15	Elements							19.83		5.85	19.6108		
							A	6.00	5.75	7.25	5.50	5.50	1.90	0.5	0	5.4625			
							H	5.50	5.75	6.75	5.50	5.00	2.50	0.2		2.7917			
							H	5.75	4.75	6.50	6.00	4.25	3.40	0.2		3.7400			
							H	5.25	5.25	6.25	5.75	5.25	(-0.50)	0.2		0.5417			
							A	5.25	5.75	6.50	5.00	6.75	1.68	0.5		4.8854			
				H	5.00	5.50	5.75	5.75	5.50	(-0.50)	0.2		0.5583						
				A	5.25	5.00	7.00	5.00	5.50	1.65	0.5		4.3313						
				H	5.00	5.00	6.00	5.00	5.00	3.15	0.2		3.1500						
4	3	Rushmoor	1424257	2011	Renee Coleman	13<15	Impression									86.5000	2.0	94.7990	
			1594676	2013	Maddie Swandell	13<15	Chore+Music	5.25	6.25	5.75	6.75	6.50		1.3		24.0500			
			1594670	2013	Lily Madgwick	13<15	Performance	5.75	6.00	5.50	6.25	6.25		1.3		23.4000			
			1674114	2012	Hannah Cashin	13<15	Transitions	5.25	6.00	5.25	6.50	6.50		2.2		39.0500			
							Elements							29.23		8.85	10.2990		
							H	5.50	6.00	7.50	6.00	7.25	(-0.50)	0.2	0	0.6417			
							H	5.75	6.25	7.25	6.50	6.25	(-0.50)	0.2		0.6333			
							A	5.75	6.25	7.75	6.25	6.25	1.63	0.5		5.0781			
							H	4.00	5.75	5.50	5.75	5.50	(-0.50)	0.2		0.5583			
							H	5.25	6.25	7.00	6.50	5.25	(-0.50)	0.2		0.6000			
				H	5.50	6.00	7.00	6.25	6.50	(-0.50)	0.2		0.6250						
				A	5.50	5.75	6.75	5.50	5.75	1.65	0.5		4.6750						
				A	6.00	5.75	7.50	6.75	6.75	1.95	0.5		6.3375						

[Handwritten signature]
19:50



Swim England South East

**Swim England Artistic Swimming
South East Region
Age Group Figure & Routine Competition**

VENUE: Haslemere Leisure Centre GU27 2QT **12U Combo Team** Date: 7 February 2026

FINAL RESULTS

Referee Erica Moo

Elements	Judge 1 Shelagh Zimmer Judge 2 Jo Quinn Judge 3 Elodie Duret Judge 4 Wendy Wong Judge 5 Patricia Coleman	Artistic impression	Judge 1 Mel Stanning Judge 2 Geri Arigoni Judge 3 Jo Paterson-Neild Judge 4 Margaret Woolley Judge 5 Steve Fuller	Difficulty technical controllers	DTC 1 DTC 2 DTC 3	Erica Moo Louise Ross Alison Hook
				Synchronisation technical controllers	STC 1 STC 2 STC 3	Mandy Fuller Di Hughes 0

Rank	Start	Club	ID	YOB	Name	RES	1	2	3	4	5	DD (BM)	Factoring	Pen (synch/elements)	Calc	Pen (routine)	Routine score	Figure score (Factor)	Overall score		
1	1	Reading Royals	1699745	2015	Aimee Wery	9<12										81.9500	2.0	104.2821			
			1773956	2014	Isla Brett	9<12	Impression								1.8		28.8000				
			1773961	2014	Zara Leach	9<12	Chore+Music	5.25	5.25	5.50	5.25	5.50			1.8		28.8000				
			1773940	2015	Amber Waite	9<12	Performance	5.25	5.00	5.50	5.25	5.00			1.6		24.8000				
			1741205	2014	Maya Carion	9<12	Transitions	5.50	4.75	5.50	5.25	5.00			1.8		28.3500				
			1773967	2015	Hannah Hudson	9<12	Elements							11.50		3.70	24.3321				
			1837409	2014	Olivia Magini	9<12	R	H	5.00	4.75	6.50	5.25	4.50	(0.5)	0.6	0	1.5000				
							H	4.50	4.25	4.75	4.50	3.75	1.00		0.6		2.6500				
							A	4.75	5.00	5.75	4.75	5.75	1.33		0.7		4.7921				
							H	5.50	4.50	6.75	5.25	6.50	(0.5)		0.6		1.7250				
				H	5.00	4.50	6.00	5.50	5.25	(0.5)		0.6		1.5750							
				A	5.50	5.00	6.50	5.25	5.75	1.58		0.7		6.0638							
				H	5.50	4.75	5.25	5.50	4.25	1.30		0.6		4.0300							
				A	5.25	5.00	5.50	4.25	5.50	1.55		0.7		5.6963							

[Handwritten Signature]
1935

